



MASTERLINE 8

Windows & Doors



MasterLine 8 is a unique windows and doors system that combines countless design possibilities with first in class performance and production speed.

This system gives you a wide design range, to perfectly fit any architectural style, while at the same time offering the ultimate performance regarding thermal insulation and air- and water tightness, with a limited system depth of 77 mm.

This new generation of innovative window and door solutions mirrors the current architectural trend towards maximising daylight while offering ultimate insulation levels. MasterLine 8 panel doors even come with passive house certification.

COMFORT

AIR- WIND- WATER TIGHTNESS

MasterLine 8 windows and doors allow for a water tightness of 900Pa, reduced air loss at 600Pa air pressure, and excellent sealing properties. These ultimate performances are achieved by the overall concept and the increased overlap of the central gasket in the windows, offering a guaranteed performance.

VENTILATION VENT

MasterLine 8 ventilation vents are available on 2 different levels of insulation for high insulated, low energy and even passive houses. These ventilation vents exist in 2 widths for optimal fresh air access: 185mm and 250mm. The vents are optimised for easy installation and aesthetics as the end pieces are adjustable for optimal fit and paintable to match the color of the profiles.



ENERGY EFFICIENCY

MasterLine 8 doors are available in 2 levels of insulation for balcony, flush and pivot doors. For projects where extreme insulation is required, our MasterLine 8 range offers a panel door with excellent insulation values, that was awarded passive house certification by the renowned Passive House Institute.



ENERGY EFFICIENCY



SAFETY

MasterLine 8 windows and doors ensure your safety as they comply to burglar resistance class RC2 or RC3. Reynaers Aluminium offers a wide range of compatible handles, locks and hinges to ensure your safety and comfort. To further enhance safety, MasterLine 8 is compatible with RB Glass: the add-on glass balustrade for larger window areas in high rise buildings. Even without balconies, RB Glass ensures you can safely open your windows and enjoy an unobstructed view. MasterLine 8 also offers single or double panic doors and Anti-Fingertrap doors.

DESIGN

MasterLine 8 doors offer a wide range of highly insulated and robust flush doors, which meet the modern requirements with regard to safety, thermal insulation and stability (class 8). This allows for the creation of entrance doors with large dimensions and weights up to 250 kg. MasterLine 8 doors are available as inward and outward opening glass or panel doors and pivoting doors are possible. All the doors can be fitted with a wide range of locks and hinges.

MasterLine 8 windows feature 3 different levels of insulation, offering solutions for high insulated, low energy and even passive houses. These different levels of insulation are achieved by the integration of new and clever materials.

For the High Insulating Plus (HI+) variant, innovative insulation bars are incorporated, which use a low-emission foil and thus improve the insulation value by reflecting and retaining heat.

STANDARD



Uf = 1.9 W/m²K ^(*)

HI



Uf = 1.5 W/m²K ^(*)

HI+



Uf = 1.2 W/m²K ^(*)

(*) for frame vent section of 115mm

| TECHNICAL CHARACTERISTICS | WINDOWS | | | | DOORS | |
|---|------------|---|-------------|-------------|--------------|-------------|
| | FUNCTIONAL | RENAISSANCE | DECO | HIDDEN VENT | WINDOW DOORS | FLUSH DOORS |
| Min. visible width inward opening window or door | Frame | 53 mm | | 80 mm | 60 mm | 68.5 mm |
| | Vent | 37 mm | | - | 67 mm | 78.5 mm |
| Min. visible width outward opening window or door | Frame | 21 mm | | n.a. | 21 mm | 42.5 mm |
| | Vent | 113 mm | | n.a. | 113 mm | 104.5 mm |
| Min. visible width T-profile | | 80 mm | | 107 mm | 80 mm | 80 mm |
| Overall system depth window or door | Frame | 77 mm | 87 mm | 87 mm | 77 mm | 77 mm |
| | Vent | | 87 mm | | 77 mm | 80 mm |
| Rebate height | | 27 mm | | | | |
| Glass thickness | Frame | up to 62 mm | | | | |
| | Vent | up to 72 mm | up to 62 mm | up to 62 mm | up to 57 mm | up to 72 mm |
| Glazing method | | dry glazing with EPDM or neutral silicones | | | | |
| Thermal break | | omega-shaped glass fibre reinforced polyamide strips. HI+ version: glass fibre reinforced noryl strips. 40 or 37.8 mm depending on profile. | | | | 32 mm |

HI



Uf = 2.2 W/m²K

HI+



Uf = 1.4 W/m²K

PASSIVE DOOR



Uf = 0.87 W/m²K



PIVOT DOOR



PANEL DOOR



BALCONY DOOR



DESIGN



The unique MasterLine 8 windows concept offers up to 4 design variants, each with their own distinct look and feel, which make MasterLine 8 suitable for any architectural style.

Needless to say, MasterLine 8 can easily be integrated with other Reynaers Aluminium systems, such as CP 130 and CP 155 sliding systems, the RB glass balustrade, the Mosquito system, and curtain wall system CW 50.

The unique concept makes it possible to combine an extensive range of window opening types, design variants, and different levels of thermal insulation.

FUNCTIONAL



The straightforward design of the MasterLine 8 Functional variant is beautiful in its simplicity, and is suitable for both modern and contemporary buildings.

RENAISSANCE



The MasterLine 8 Renaissance windows have been redesigned, more true to the traditional ogee detailing in heritage windows. The sash is recessed to the frame on the exterior side and the detailing is more refined.

DECO



MasterLine 8 Deco windows offer a modern, unique design that stands out and gives a contemporary feel. The sash is recessed to the frame on the exterior side and the sloped detailing brings a fine palette of reflections and shading.


HIDDEN VENT








For a modern minimalistic appearance MasterLine 8 offers the Hidden Vent system. With Hidden Vent profiles the vents are covered by the outer frames and transoms, which allows for a concealed install of the opening elements behind the window reveal.

PERFORMANCES


ENERGY

| | | |
|---|--|--|
|  | Thermal Insulation windows ⁽¹⁾ EN ISO 10077-2 | Uf-value down to 1.0 W/m ² K depending on the frame/vent combination and the glass thickness. |
| | Thermal Insulation doors ⁽¹⁾ EN ISO 10077-2 | Uf-value down to 1.4 W/m ² K depending on the frame/vent combination and the glass thickness. |

COMFORT

| | | | | | | | | | | | |
|---|---|--|---------------|----------------|----------------|----------------|---------------------|----------------|----------------|----------------|--------------------|
|  | Acoustic performance windows ⁽²⁾ EN ISO 140-3; EN ISO 717-1 | Rw(C;Ctr) = 45 (-1;-4) dB, Hidden Vent: Rw(C;Ctr) = 49 (-1;-5) dB, depending on glazing and opening type | | | | | | | | | |
| | Acoustic performance doors ⁽²⁾ EN ISO 140-3; EN ISO 717-1 | Rw(C;Ctr) = 43 (-1;-4) dB, depending on glazing and opening type | | | | | | | | | |
|  | Air tightness windows & doors, max. test pressure ⁽³⁾ EN 1026; EN 12207 | 1 (150 Pa) | 2 (300 Pa) | 3 (600 Pa) | 4 (600 Pa) | | | | | | |
| | Water tightness windows ⁽⁴⁾ EN 1027; EN 12208 | 1A (0 Pa) | 2A (50 Pa) | 3A (100 Pa) | 4A (150 Pa) | 5A (200 Pa) | 6A (250 Pa) | 7A (300 Pa) | 8A (450 Pa) | 9A (600 Pa) | E1200 (1200 Pa) |
|  | Water tightness doors ⁽⁴⁾ EN 1027; EN 12208 | 1A (0 Pa) | 2A (50 Pa) | 3A (100 Pa) | 4A (150 Pa) | 5A (200 Pa) | 6A (250 Pa) | 7A (300 Pa) | 8A (450 Pa) | 9A (600 Pa) | E1200 (1200 Pa) |
| | Wind load resistance windows, max. test pressure ⁽⁵⁾ EN 12211; EN 12210 | 1 (400 Pa) | 2 (800 Pa) | 3 (1200 Pa) | 4 (1600 Pa) | 5 (2000 Pa) | Exxx (> 2000 Pa) | | | | |
|  | Wind load resistance windows to frame deflection ⁽⁵⁾ EN 12211; EN 12210 | A (≤ 1/150) | | | B (≤ 1/200) | | | C (≤ 1/300) | | | |
| | Wind load resistance doors, max. test pressure ⁽⁵⁾ EN 12211; EN 12210 | 1 (400 Pa) | 2 (800 Pa) | 3 (1200 Pa) | 4 (1600 Pa) | 5 (2000 Pa) | Exxx (> 2000 Pa) | | | | |
|  | Wind load resistance doors to frame deflection ⁽⁵⁾ EN 12211; EN 12210 | A (≤ 1/150) | | | B (≤ 1/200) | | | C (≤ 1/300) | | | |

SAFETY

| | | | | |
|---|--|------|------|------|
|  | Burglar Resistance ⁽⁶⁾ EN 1627 - 1630 | RC 1 | RC 2 | RC 3 |
|---|--|------|------|------|

This table shows possible classes and values of performances. The values indicated in orange are the ones relevant to this system.

- (1) The Uf-value measures the heat flow. The lower the Uf-value, the better the thermal insulation of the frame.
- (2) The sound reduction index (Rw) measures the capacity of the sound reduction performance of the frame.
- (3) The air tightness test measures the volume of air that would pass through a closed window at a certain air pressure.
- (4) The water tightness test involves applying a uniform water spray at increasing air pressure until water penetrates the window.
- (5) The wind load resistance is a measure of the profile's structural strength and is tested by applying increasing levels of air pressure to simulate the wind force. There are up to five levels of wind resistance (1 to 5) and three deflection classes (A,B,C). The higher the number, the better the performance.
- (6) The burglar resistance is tested by statistical and dynamic loads, as well as by simulated attempts to break in using specified tools.

TOGETHER FOR BETTER